




Five Tine Excavator grab

Built tough for the professional operator!

Handles almost anything, including -
 Timber • Brush • Stone • Concrete
 Posts • Pipes • Scrap • Refuse

3 year warranty

Practically indestructible
 Made of *Hardox®* and *Strenx®*
 Rigid (rotating) mounting
 Optimised geometry
 Rip out fences, roots and vegetation with ease



Dimensions (exc. tool grip)	
Overall height (mm)	356
Overall width - open (mm)	1029
Overall width - closed (mm)	547
Overall length (mm)	413
Maximum opening (mm)	962
Min. closed diameter	50
Max. log diameter (mm)	670
Overall weight (kg)	95

Klou operates a policy of continuous product improvement. All specifications are therefore subject to change without notice.

Hydraulic service requirements	
Min/Max. flow (litres/min)	15/60
Min/Max. pressure (bar)	150/250
Case drain required?	No
Pressure free return line required?	No



**Fixed or hydraulic rotating configurations available
 2-4 ton excavators • Larger versions coming soon**



Post Drivers



Mini Skid-Steers



Sit-in Skid-Steers



Tractor Front-end Loaders



Telehandlers



Mini Articulated Loaders



Excavators



Log Grabs



Mini Skid-Steers



Sit-in Skid-Steers




Tractor Front-end Loaders



Telehandlers



Mini Articulated Loaders



Cone Splitters



Mini Skid-Steers



Sit-in Skid-Steers



Tractor Front-end Loaders



Telehandlers



Mini Articulated Loaders



Excavators



Stump Grinders



Mini Skid-Steers



Sit-in Skid-Steers



Tractor Front-end Loaders




Telehandlers



Mini Articulated Loaders



Excavators



Swing Arm Stump Grinder



Mini Skid-Steers



Sit-in Skid-Steers



Tractor Front-end Loaders



Telehandlers



Mini Articulated Loaders



Riko UK Ltd.
sales@riko-uk.com
01420 487300
07831 220790

